





April 2023
Northern VirginiaEmail: aleigh@lintonhallrealtors.com
Work Phone: 703-485-4554
Web: www.lintonhallrealtors.com**New Listings** **2,727**

 **-5.2%**
 from Mar 2023: **2,877**
 **-48.0%**
 from Apr 2022: **5,247**


YTD	2023	2022	+/-
	11,015	15,804	-30.3%

5-year Apr average: **4,727****New Pendings** **2,942**

 **9.7%**
 from Mar 2023: **2,683**
 **-28.9%**
 from Apr 2022: **4,135**

YTD	2023	2022	+/-
	9,572	13,327	-28.2%

5-year Apr average: **3,901****Closed Sales** **2,412**

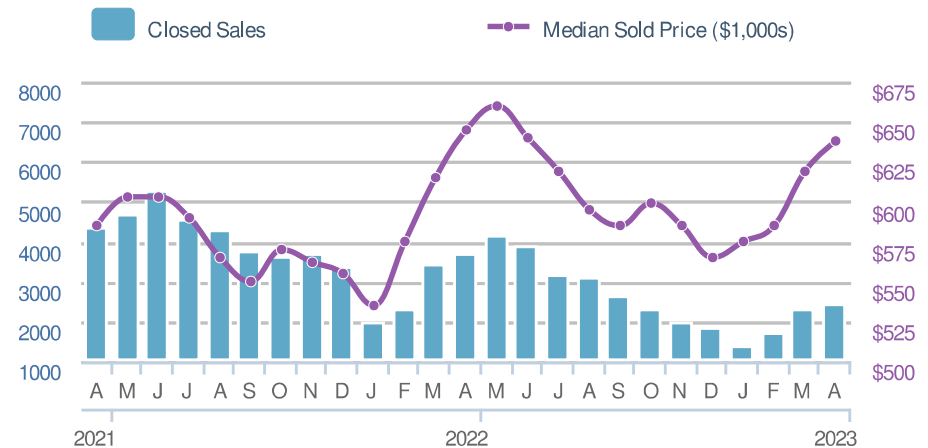
 **4.4%**
 from Mar 2023: **2,310**
 **-33.8%**
 from Apr 2022: **3,645**

YTD	2023	2022	+/-
	7,918	11,489	-31.1%

5-year Apr average: **3,391****Median Sold Price** **\$638,000**

 **3.1%**
 from Mar 2023: **\$619,000**
 **-1.1%**
 from Apr 2022: **\$645,000**

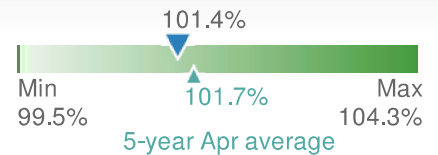
YTD	2023	2022	+/-
	\$607,000	\$600,000	1.2%

5-year Apr average: **\$576,600****Active Listings** **2,306**

Mar 2023	Apr 2022
2,337	2,515

Avg DOM **17**

Mar 2023	Apr 2022	YTD
22	9	25

Avg Sold to OLP Ratio **101.4%**

Mar 2023	Apr 2022	YTD
100.2%	104.3%	99.7%