

February 2023
Northern VirginiaEmail: aleigh@lintonhallrealtors.com
Work Phone: 703-485-4554
Web: www.lintonhallrealtors.com**New Listings****2,019**

↓ -4.5%

from Jan 2023:
2,115

↓ -39.8%

from Feb 2022:
3,352

YTD	2023	2022	+/-
	4,431	5,788	-23.4%

5-year Feb average: **3,242****New Pendings****2,038**

↑ 3.3%

from Jan 2023:
1,973

↓ -32.7%

from Feb 2022:
3,026

YTD	2023	2022	+/-
	3,980	5,357	-25.7%

5-year Feb average: **2,856****Closed Sales****1,707**

↑ 26.5%

from Jan 2023:
1,349

↓ -24.8%

from Feb 2022:
2,269

YTD	2023	2022	+/-
	3,083	4,280	-28.0%

5-year Feb average: **2,108****Median Sold Price****\$585,000**

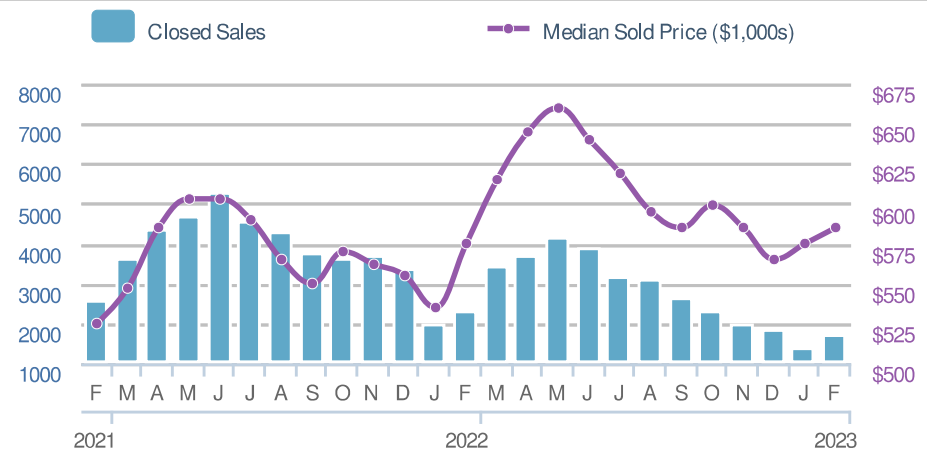
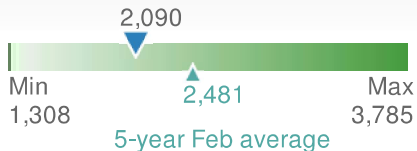
↑ 1.7%

from Jan 2023:
\$575,000


↑ 1.7%

from Feb 2022:
\$575,000

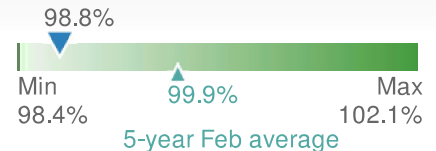
YTD	2023	2022	+/-
	\$580,000	\$558,470	3.9%

5-year Feb average: **\$524,110****Active Listings****2,090**

Jan 2023	Feb 2022
2,095	1,308

Avg DOM**32**

Jan 2023	Feb 2022	YTD
37	21	34

Avg Sold to OLP Ratio**98.8%**

Jan 2023	Feb 2022	YTD
97.0%	102.1%	98.0%